







ACTIVITY 1: LIFE SCIENCE

“What Do Animals Need to Survive?” by Simons

S1L1 Obtain, evaluate, and communicate information about the basic needs of plants and animals.

Directions: Cut out each picture on the dotted line. Look at each picture and decide if it is a need for a plant, an animal, or both. Glue each picture in the correct column of the table.

		
water	soil	air
		
sunlight	food	shelter



PLANTS

--	--




ANIMALS

--	--



BOTH

--	--



ACTIVITY 2: LIFE SCIENCE

“How A Seed Grows (School and Library Binding)” by Helene J. Jordan

S1L1 Obtain, evaluate, and communicate information about the basic needs of plants and animals.

Name: _____

Part 1: What Does a Seed Need to Grow?

Directions: Look at the pictures. Circle the things a seed needs to grow.



Part 2: Draw and Label

Directions: Draw a seed growing into a plant. Label at least three things it needs to grow.

A large, empty rectangular box with a dashed border, intended for the student to draw a seed growing into a plant and label its needs.